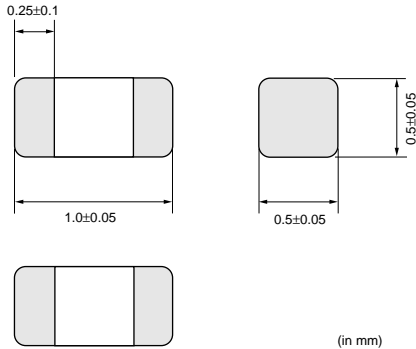


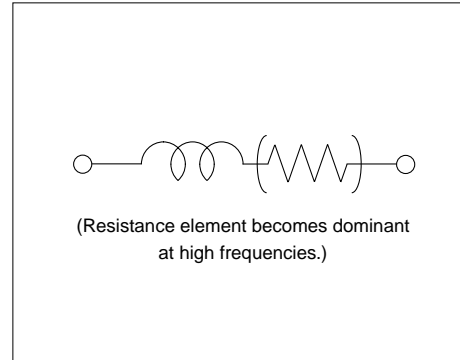
Chip EMIFIL® Inductor Type Chip Ferrite Beads

BLM15B Series (0402 Size)

■ Dimension



■ Equivalent Circuit



■ Packaging

Code	Packaging	Minimum Quantity
D	180mm Paper Tape	10000
J	330mm Paper Tape	50000
B	Bulk(Bag)	1000

■ Rated Value (□: packaging code)

Part Number	Impedance (at 100MHz/20°C)	Impedance (at 1GHz/20°C)	Rated Current	DC Resistance(max.)	Operating Temperature Range	Number of Circuits
BLM15BA050SN1□	5ohm±25%	-	300mA	0.10ohm	-55°C to +125°C	1
BLM15BB050SN1□	5ohm±25%	-	500mA	0.08ohm	-55°C to +125°C	1
BLM15BA100SN1□	10ohm±25%	-	300mA	0.20ohm	-55°C to +125°C	1
BLM15BB100SN1□	10ohm±25%	-	300mA	0.10ohm	-55°C to +125°C	1
BLM15BA220SN1□	22ohm±25%	-	300mA	0.30ohm	-55°C to +125°C	1
BLM15BB220SN1□	22ohm±25%	-	300mA	0.20ohm	-55°C to +125°C	1
BLM15BA330SN1□	33ohm±25%	-	300mA	0.40ohm	-55°C to +125°C	1
BLM15BA470SN1□	47ohm±25%	-	200mA	0.60ohm	-55°C to +125°C	1
BLM15BB470SN1□	47ohm±25%	-	300mA	0.35ohm	-55°C to +125°C	1
BLM15BA750SN1□	75ohm±25%	-	200mA	0.80ohm	-55°C to +125°C	1
BLM15BB750SN1□	75ohm±25%	-	300mA	0.40ohm	-55°C to +125°C	1
BLM15BD750SN1□	75ohm±25%	-	300mA	0.20ohm	-55°C to +125°C	1
BLM15BB121SN1□	120ohm±25%	-	300mA	0.55ohm	-55°C to +125°C	1
BLM15BD121SN1□	120ohm±25%	-	300mA	0.30ohm	-55°C to +125°C	1
BLM15BB221SN1□	220ohm±25%	-	200mA	0.80ohm	-55°C to +125°C	1
BLM15BD221SN1□	220ohm±25%	-	300mA	0.40ohm	-55°C to +125°C	1
BLM15BD471SN1□	470ohm±25%	-	200mA	0.60ohm	-55°C to +125°C	1
BLM15BD601SN1□	600ohm±25%	-	200mA	0.65ohm	-55°C to +125°C	1
BLM15BD102SN1□	1000ohm±25%	-	200mA	0.90ohm	-55°C to +125°C	1

Continued on the following page.

● This data sheet is applied for CHIP FERRITE BEAD used for General Electronics equipment for your design.

⚠ Note:

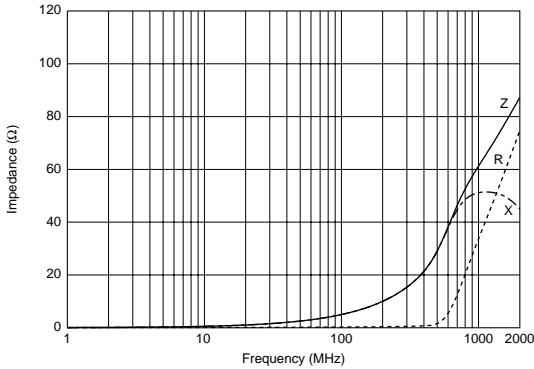
1. This datasheet is downloaded from the website of Murata Manufacturing co., Ltd. Therefore, it's specifications are subject to change or our products in it may be discontinued without advance notice. Please check with our sales representatives or product engineers before ordering.
2. This datasheet has only typical specifications because there is no space for detailed specifications. Therefore, please approve our product specifications or transact the approval sheet for product specifications before ordering.

Continued from the preceding page.

Part Number	Impedance (at 100MHz/20°C)	Impedance (at 1GHz/20°C)	Rated Current	DC Resistance(max.)	Operating Temperature Range	Number of Circuits
BLM15BD182SN1 □	1800ohm±25%	-	100mA	1.40ohm	-55°C to +125°C	1

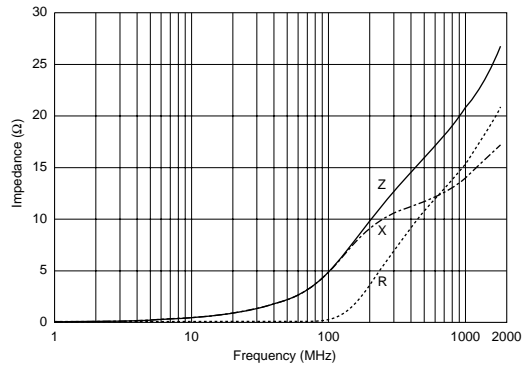
■ Impedance-Frequency Characteristics

BLM15BA050SN1



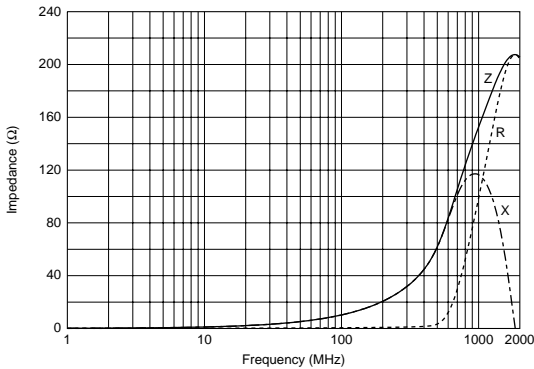
■ Impedance-Frequency Characteristics

BLM15BB050SN1



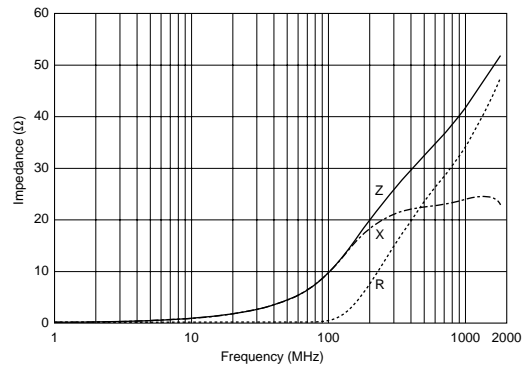
■ Impedance-Frequency Characteristics

BLM15BA100SN1



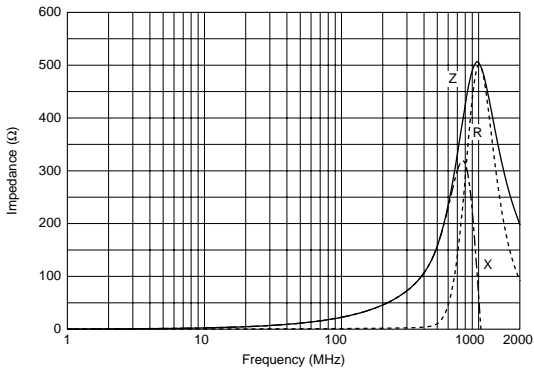
■ Impedance-Frequency Characteristics

BLM15BB100SN1



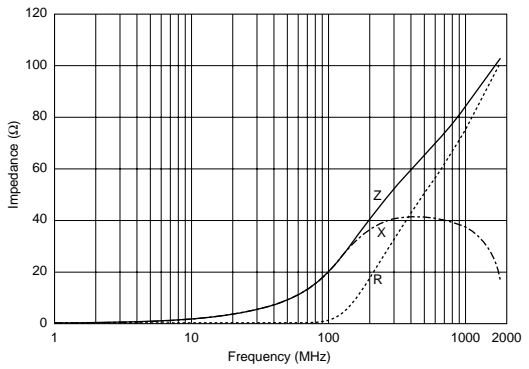
■ Impedance-Frequency Characteristics

BLM15BA220SN1



■ Impedance-Frequency Characteristics

BLM15BB220SN1



Continued on the following page. ↗

● This data sheet is applied for CHIP FERRITE BEAD used for General Electronics equipment for your design.

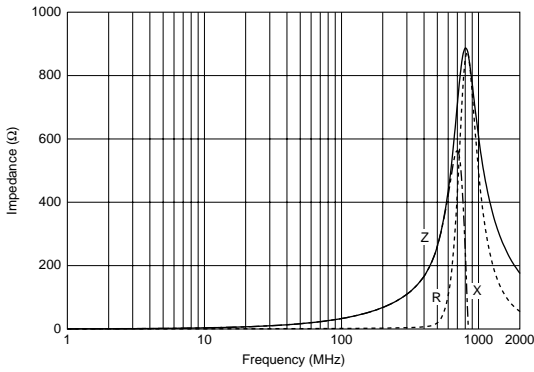
⚠ **Note:**

1. This datasheet is downloaded from the website of Murata Manufacturing co., Ltd. Therefore, it's specifications are subject to change or our products in it may be discontinued without advance notice. Please check with our sales representatives or product engineers before ordering.
2. This datasheet has only typical specifications because there is no space for detailed specifications. Therefore, please approve our product specifications or transact the approval sheet for product specifications before ordering.

Continued from the preceding page.

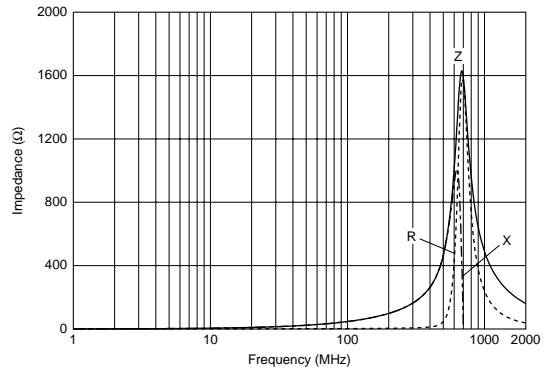
Impedance-Frequency Characteristics

BLM15BA330SN1



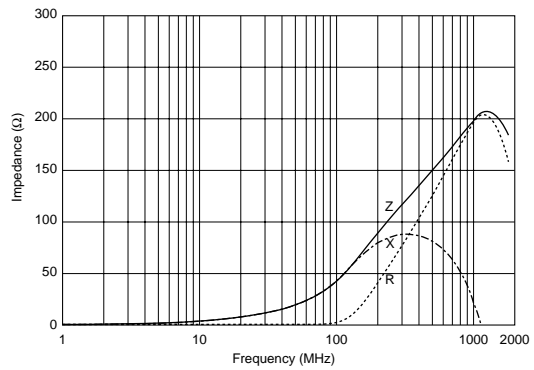
Impedance-Frequency Characteristics

BLM15BA470SN1



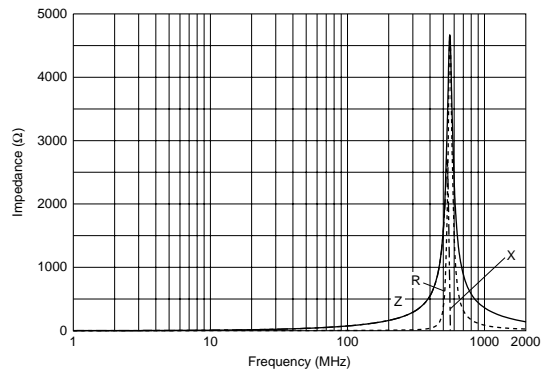
Impedance-Frequency Characteristics

BLM15BB470SN1



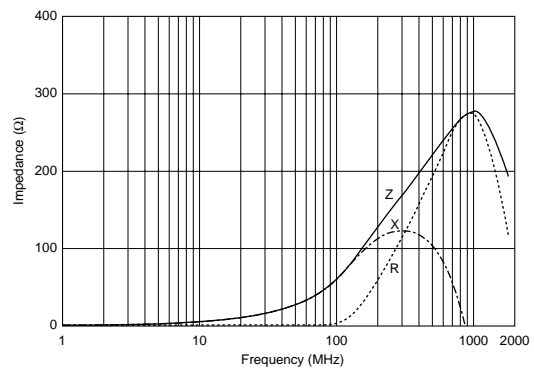
Impedance-Frequency Characteristics

BLM15BA750SN1



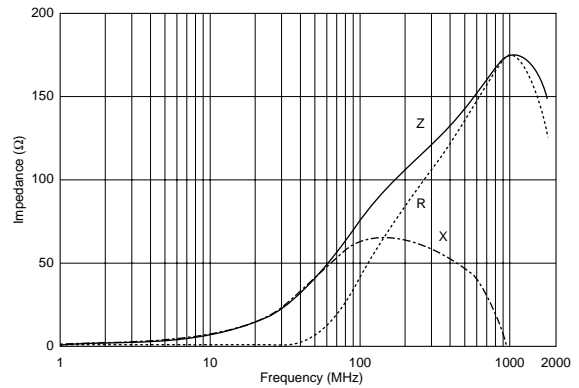
Impedance-Frequency Characteristics

BLM15BB750SN1



Impedance-Frequency Characteristics

BLM15BD750SN1



Continued on the following page. ↗

● This data sheet is applied for CHIP FERRITE BEAD used for General Electronics equipment for your design.

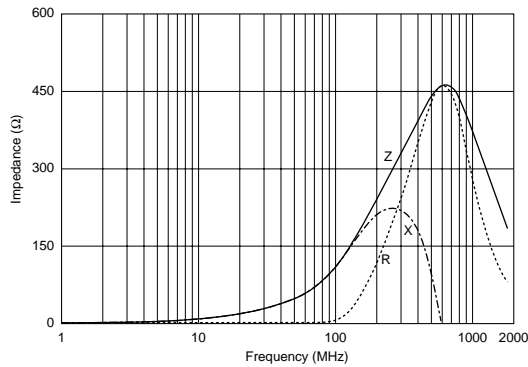
Note:

1. This datasheet is downloaded from the website of Murata Manufacturing co., Ltd. Therefore, it's specifications are subject to change or our products in it may be discontinued without advance notice. Please check with our sales representatives or product engineers before ordering.
2. This datasheet has only typical specifications because there is no space for detailed specifications. Therefore, please approve our product specifications or transact the approval sheet for product specifications before ordering.

Continued from the preceding page.

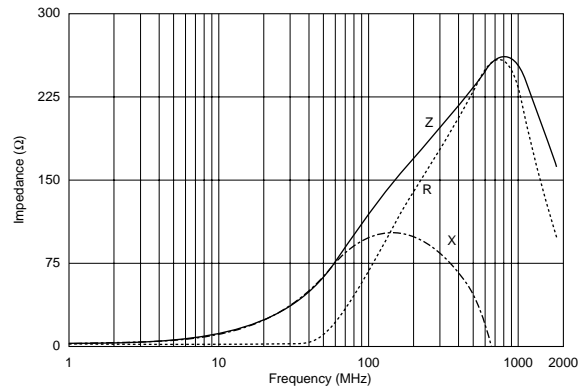
Impedance-Frequency Characteristics

BLM15BB121SN1



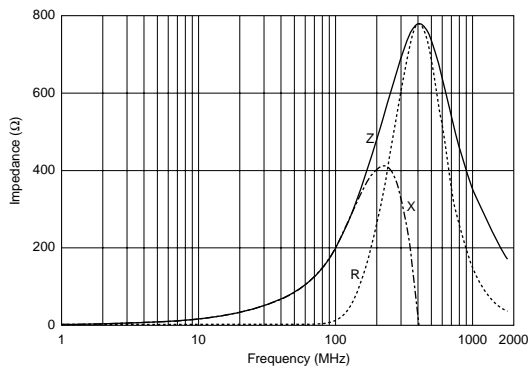
Impedance-Frequency Characteristics

BLM15BD121SN1



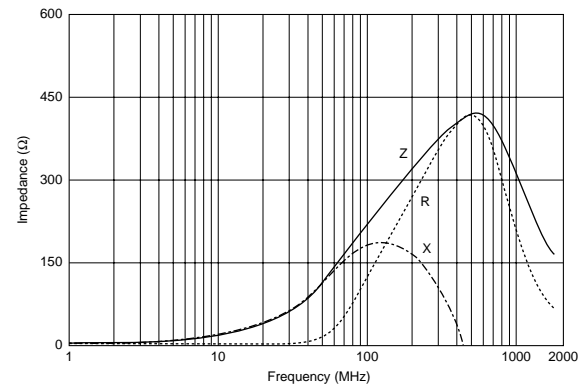
Impedance-Frequency Characteristics

BLM15BB221SN1



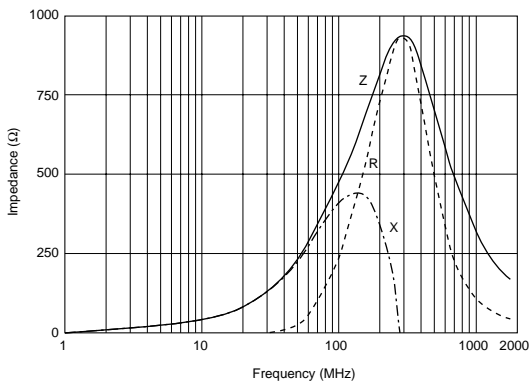
Impedance-Frequency Characteristics

BLM15BD221SN1



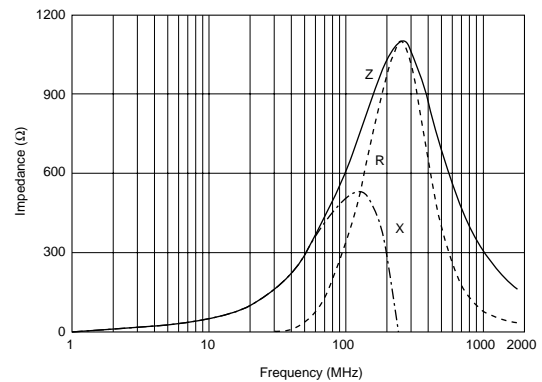
Impedance-Frequency Characteristics

BLM15BD471SN1



Impedance-Frequency Characteristics

BLM15BD601SN1



Continued on the following page.

This data sheet is applied for CHIP FERRITE BEAD used for General Electronics equipment for your design.

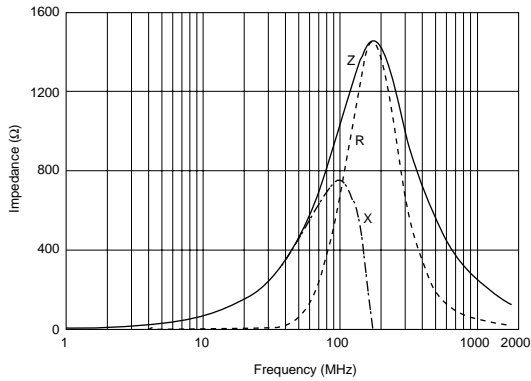
Note:

1. This datasheet is downloaded from the website of Murata Manufacturing co., Ltd. Therefore, it's specifications are subject to change or our products in it may be discontinued without advance notice. Please check with our sales representatives or product engineers before ordering.
2. This datasheet has only typical specifications because there is no space for detailed specifications. Therefore, please approve our product specifications or transact the approval sheet for product specifications before ordering.

Continued from the preceding page.

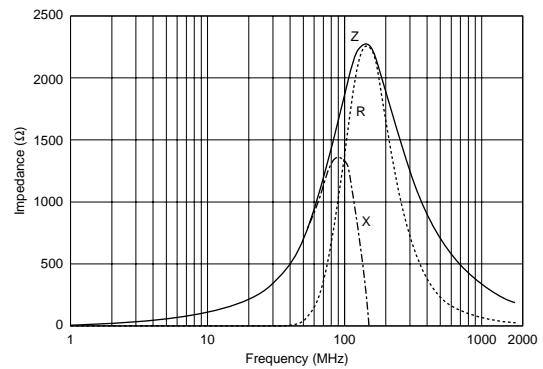
■ Impedance-Frequency Characteristics

BLM15BD102SN1



■ Impedance-Frequency Characteristics

BLM15BD182SN1



■ ⚠ Caution/Notice

⚠ Caution (Rating)

Do not use products beyond the rated current and rated voltage as this may create excessive heat and deteriorate the insulation resistance.

Notice

Solderability of Tin plating termination chip might be deteriorated when low temperature soldering profile where peak solder temperature is below the Tin melting point is used. Please confirm the solderability of Tin plating termination chip before use.

● This data sheet is applied for CHIP FERRITE BEAD used for General Electronics equipment for your design.

⚠ Note:

1. This datasheet is downloaded from the website of Murata Manufacturing co., Ltd. Therefore, it's specifications are subject to change or our products in it may be discontinued without advance notice. Please check with our sales representatives or product engineers before ordering.
2. This datasheet has only typical specifications because there is no space for detailed specifications. Therefore, please approve our product specifications or transact the approval sheet for product specifications before ordering.